X軸長行程滑動導軌滑台□80：B15-150

B15-150

RoHS



■使用滑動導軌的長行程滑台。
■最適合用於重量物、大尺寸工件的移動・退避及光學系統的切換。
■透過改變側面停止器可調整移動量。

配置		
款型		B15-150
(左右相反)		B15-150R
滑台面尺寸		80×80mm
移動量		128mm
把手旋轉1圈移動量		24mm
導軌		滑動導軌
耐荷重		15kgf【147N】
移動精度	真直度	—
容許力矩荷重	仰俯	10.6N・m
	橫擺	7.5N・m
	側傾	11.5N・m
平行度		50μm
運動平行度		25μm
自重		0.9kg
主材質－表面處理		鋁－黑耐酸鋁處理
附屬螺絲(六角帶孔螺釘)		M4－10　8個

SURUGA SEIKI CAD數據 3D・2D

外形尺碼圖

B15-150

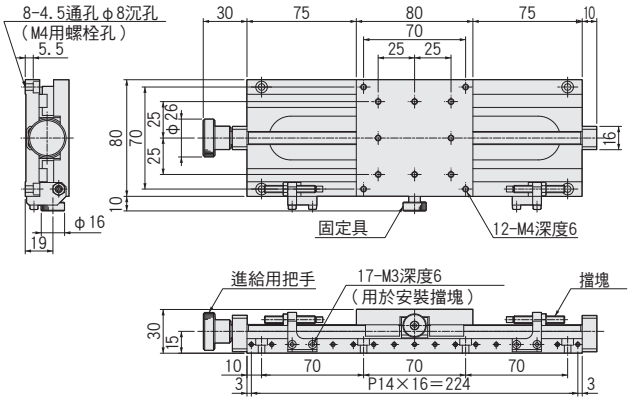

B15-150R

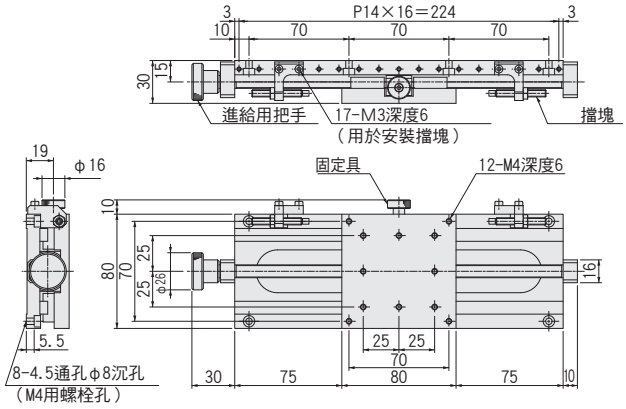

Z軸支架台：B34（140×200）

B34

B34-N



RoHS

SURUGA SEIKI

CAD數據 3D・2D

■最適合將重量物大幅度上下移動時的滑台。
■把手旋轉1圈移動量為3mm。
■B34透過特別伸縮桿具備除振機能。

外形尺碼圖

B34

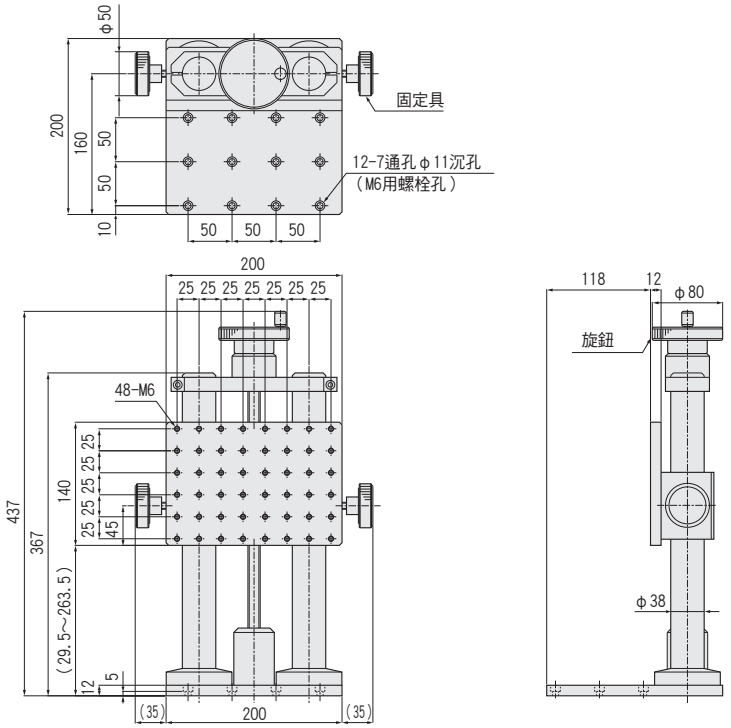

配置		
款型	B34	B34-N
滑台面尺寸	140×200mm	
移動量	234mm	
把手旋轉1圈移動量	3mm	
導軌	傳動軸	
耐荷重	15.0kgf【147N】	
自重	10.3kg	11.3kg
除振機能	有	無
主材質－表面處理	鋁－黑耐酸鋁處理	
附屬螺絲（六角帶孔螺釘）	M6－12　6個	

升降台：B35（120×180/80×120）

B35



B35-N



SURUGA SEIKI　CAD數據 3D・2D

■最適合將重量物上下移動時的滑台。
■把手旋轉1圈移動量敬請以約3mm～5mm為大致參考。
■透過切緊方式固定具可進行強穩固定。

外形尺碼圖

B35

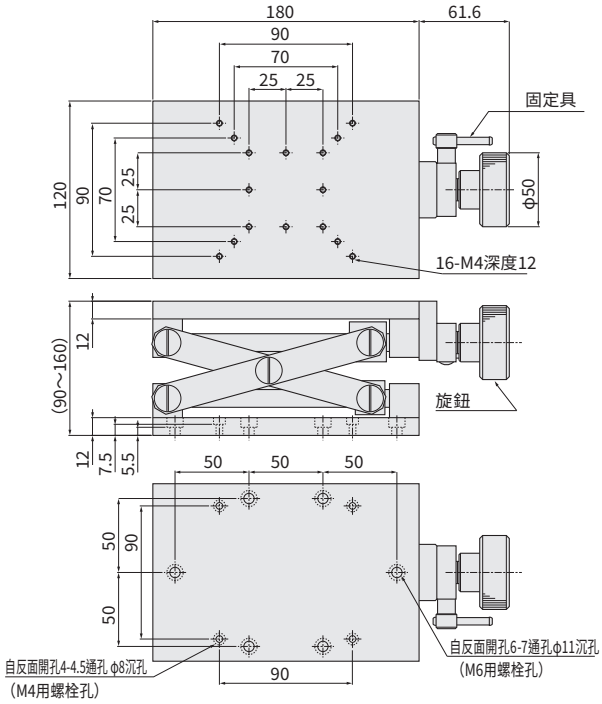

B35-N

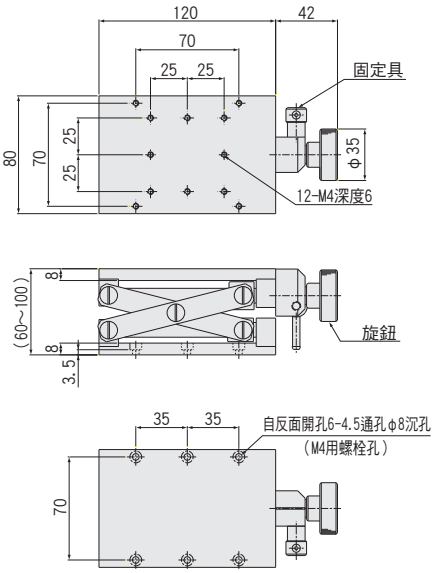

根據產品的結構，移動量取決於桌子的位置。

款型	從底部到頂部	從頂部到底部
B35	約7.3mm	約3.4mm
B35-N	約4.2mm	約2.2mm

配置		
款型	B35	B35-N
滑台面尺寸	120×180mm	80×120mm
移動量	70mm	40mm
把手旋轉1圈移動量	約5mm	約3mm
耐荷重	10.0kgf【98N】	7.0kgf【68.6N】
平行度	200μm	200μm
自重	3.5kg	1.25kg
主材質－表面處理	鋁－黑耐酸鋁處理	
附屬螺絲（六角帶孔螺釘）	M4－12　4個，　M6－12　4個	M4－10　4個

多軸滑台組合

RoHS

XYθ組合 B210-60CN



θXY組合 B230-60N



XYZθz組合 B240-60CN



XYZθxθy組合 B270-60C-L



■提供手動滑台的多軸組合。
節省選擇組合的時間。

配置

NO.	軸數	款型	耐荷重 (kgf【N】)	最上面台面尺寸(mm)	下面安裝尺寸 (mm)	外形尺寸(mm) W	D	H	旋轉中心高度 (mm)	組合構成 XY	Z	θx	θy	θz
1	3	B210-40CN	0.9【8.8】	φ38	32×32	98.5	80.9	42	—	B23-40C P.2-073～	—	—	—	B43-38N P.2-171～
2		B210-60CN	2.7【26.4】	φ60	50×50	102.5	97.9	47	—	B23-60C P.2-073～	—	—	—	B43-60N P.2-171～
3		B210-80CN	3.5【34.3】	φ85	70×70	151	131.7	47	—	B23-80C P.2-075～	—	—	—	B43-85N P.2-171～
4		B210-100CN	3.5【34.3】	φ100	90×90	152.5	151.7	42	—	B23-100C P.2-075～	—	—	—	B47-100AN P.2-173
5		B220-100CN	6.0【58.8】	φ100	90×90	161	151.7	50	—	B27-100C P.2-077～	—	—	—	B47-100AN P.2-173
6		B230-38N	0.9【8.8】	25×25	32×32	68.2	73.9	50	—	B21-25CN P.2-069～	—	—	—	B43-38N P.2-171～
7		B230-60N	1.0【9.8】	40×40	50×50	98.5	91.9	47	—	B23-40C P.2-073～	—	—	—	B43-60N P.2-171～
8	4	B240-40AN	0.7【6.8】	φ38	32×32	112.2	116.8	82	—	B23-40A P.2-073～	B33-40A P.2-082	—	—	B43-38N P.2-171～
9		B240-60AN	1.7【16.6】	φ60	50×50	133.5	135.5	87	—	B23-60A P.2-073～	B33-60A P.2-082	—	—	B43-60N P.2-171～
10		B240-80AN	2.3【22.5】	φ85	70×70	206.5	195.7	102	—	B23-80A P.2-075～	B33-80A P.2-083	—	—	B43-85N P.2-171～
11		B240-40CN	0.7【6.8】	φ38	32×32	98.5	95.8	82	—	B23-40C P.2-073～	B33-40A P.2-082	—	—	B43-38N P.2-171～
12		B240-60CN	1.7【16.6】	φ60	50×50	102.5	103.3	87	—	B23-60C P.2-073～	B33-60A P.2-082	—	—	B43-60N P.2-171～
13		B240-80CN	2.3【22.5】	φ85	70×70	151	137.7	102	—	B23-80C P.2-075～	B33-80A P.2-083	—	—	B43-85N P.2-171～
14	5	B250-40C-L	0.3【2.9】	40×40	32×32	98.5	96	97	25	B23-40C P.2-073～	B33-40A P.2-082	B54-40U2N P.2-141～	B54-40UN P.2-141～	—
15		B250-40C-W	0.2【1.9】	40×40	32×32	98.5	96	102	40	B23-40C P.2-073～	B33-40A P.2-082	B54-40UN P.2-141～	B54-40LN P.2-141～	—
16		B250-60C-L	0.76【7.4】	60×60	50×50	102.5	103	107	35	B23-60C P.2-073～	B33-60A P.2-082	B54-60U2N P.2-145～	B54-60UN P.2-145～	—
17		B250-60C-W	0.9【8.8】	60×60	50×50	102.5	103	102	60	B23-60C P.2-073～	B33-60A P.2-082	B54-60UN P.2-145～	B54-60LN P.2-145～	—
18		B270-40C-L	0.5【4.9】	40×40	32×32	100.5	96.5	102	40	B23-40C P.2-073～	B33-40A P.2-082	B58-40UC P.2-159～	B58-40LC P.2-159～	—
19		B270-40C-W	0.5【4.9】	40×40	32×32	100.5	96.5	102	60	B23-40C P.2-073～	B33-40A P.2-082	B58-40LC P.2-159～	B58-40WLC P.2-159～	—
20		B270-60C-L	1.4【13.7】	60×60	50×50	113.5	109	112	50	B23-60C P.2-073～	B33-60A P.2-082	B58-60UC P.2-163～	B58-60LC P.2-163～	—
21		B270-60C-W	1.4【13.7】	60×60	50×50	113.5	109	112	75	B23-60C P.2-073～	B33-60A P.2-082	B58-60LC P.2-163～	B58-60WLC P.2-163～	—
22		B270-60C-T	1.4【13.7】	60×60	50×50	113.5	109	112	100	B23-60C P.2-073～	B33-60A P.2-082	B58-60WLC P.2-163～	B58-60TLC P.2-163～	—

※因分厘卡測頭移動量，外形尺碼可能不同。

關於其他組合的咨詢

TEL.02-2570-1128　FAX.02-2570-1300

E-Mail：ml-twost-maillist@suruga-g.co.jp

外形尺碼圖

SURUGA SEIKI CAD數據 3D・2D

■B210系列(B210-40/60CN)

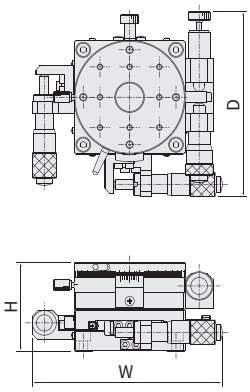

■B210,220系列
(B210-80/100CN/B220-100CN)

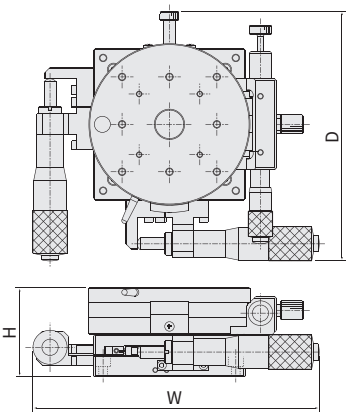

■B230系列(B230-38/60CN)

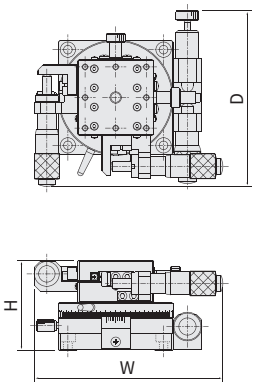

■B240系列(B240-40/60AN)

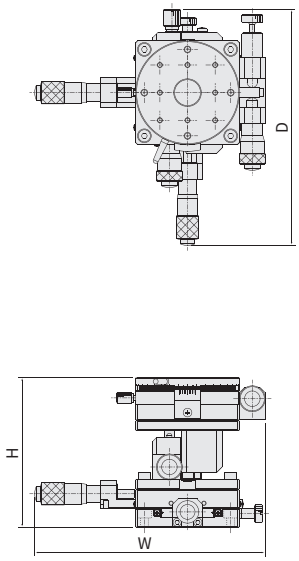

■B240系列(B240-80AN)

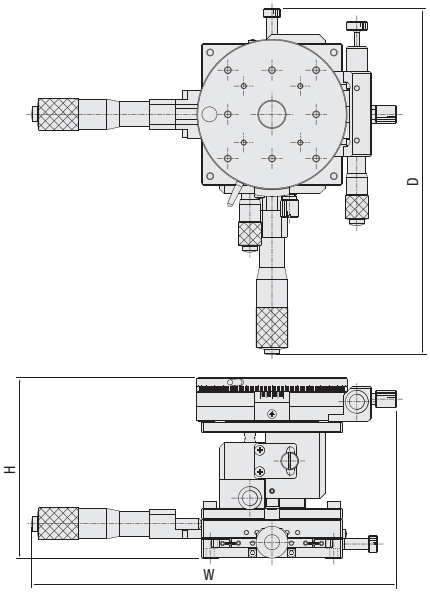

■B240系列(B240-40/60CN)

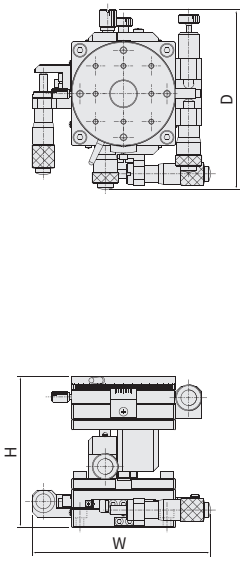

■B240系列(B240-80CN)

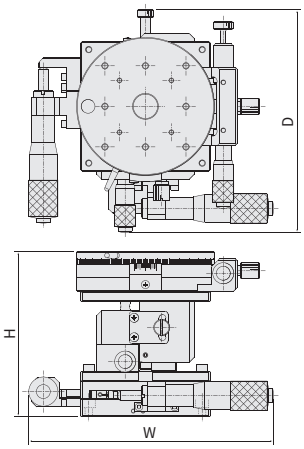

■B250系列(B250-60C-□)

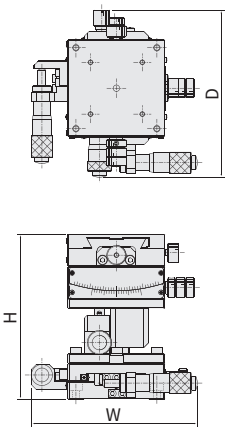

■B270系列(B270-60C-□)

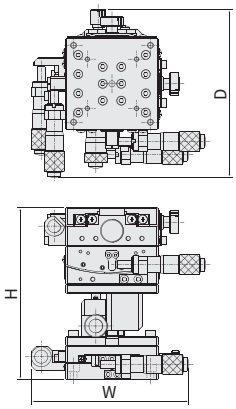

分厘卡測頭(維護部件)

RoHS

■分厘卡測頭
B80-1



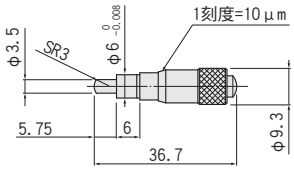

行程(mm)	±3.25
最小讀取量(mm)	0.01
螺絲間距(mm/1旋轉)	0.5
自重(kg)	0.01

■分厘卡測頭
B80-2



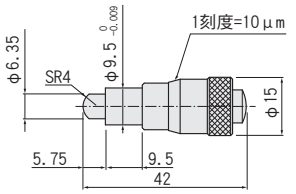

行程(mm)	±3.25
最小讀取量(mm)	0.01
螺絲間距(mm/1旋轉)	0.5
自重(kg)	0.03

■分厘卡測頭
B80-3



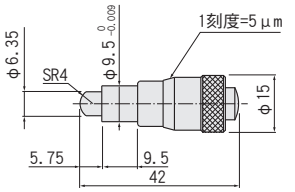

行程(mm)	±3.25
最小讀取量(mm)	0.005
螺絲間距(mm/1旋轉)	0.25
自重(kg)	0.03

■分厘卡測頭
B80-4



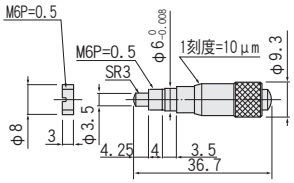

行程(mm)	±3.25
最小讀取量(mm)	0.01
螺絲間距(mm/1旋轉)	0.5
自重(kg)	0.01

■分厘卡測頭
B81-2



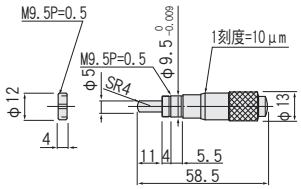

行程(mm)	±6.5
最小讀取量(mm)	0.01
螺絲間距(mm/1旋轉)	0.5
自重(kg)	0.03

■分厘卡測頭
B82-1

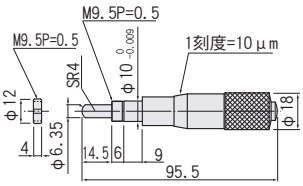

行程(mm)	±12.5
最小讀取量(mm)	0.01
螺絲間距(mm/1旋轉)	0.5
自重(kg)	0.09

■粗微調分厘卡測頭
B83-1

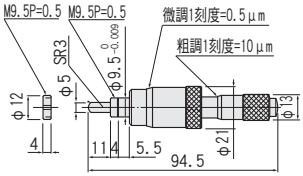

行程	粗調(mm)	±6.5
	微調(mm)	0.2
最小讀取量	粗調(mm)	0.01
	微調(mm)	0.0005
螺絲間距(mm/1旋轉)		0.5
自重(kg)		0.1

■數位分厘卡測頭
B84-1

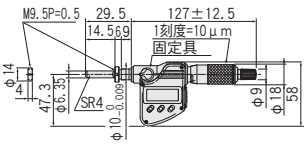

行程(mm)	0～25
最小顯示量(mm)	0.001
微刻度(mm)	0.01
器差(μm)	±2
螺絲間距(mm/1旋轉)	0.5
自重(kg)	0.235

■把手蓋
B90-1

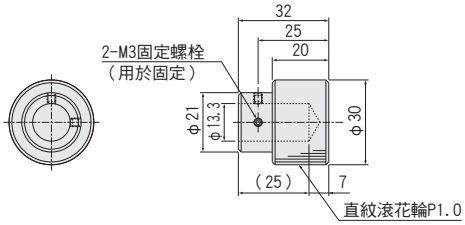

可安裝在φ13mm分厘卡測頭的把手蓋。
材質為樹脂，把手部可安裝φ30mm把手蓋來增加操作性，
便於長時間滑台操作。

進給螺絲

CAD RoHS

■進給螺絲
B85-1

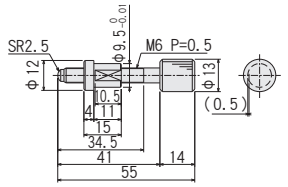

行程(mm)	±6.5
螺絲間距(mm/1旋轉)	0.5
自重(kg)	0.03

■進給螺絲
B85-2

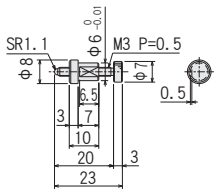

行程(mm)	±3.2
螺絲間距(mm/1旋轉)	0.5
自重(kg)	0.005

■進給螺絲
B85-3

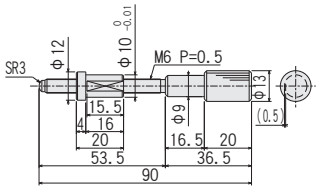

行程(mm)	±12.5
螺絲間距(mm/1旋轉)	0.5
自重(kg)	0.05

■進給(微距)螺絲
B86-1

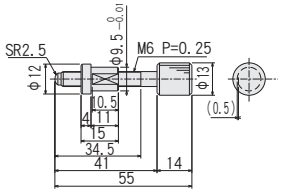

行程(mm)	±6.5
螺絲間距(mm/1旋轉)	0.25
自重(kg)	0.03

■進給(微距)螺絲
B86-2



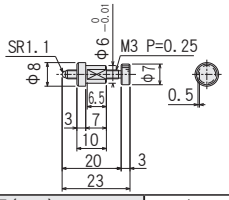

行程(mm)	±3.2
螺絲間距(mm/1旋轉)	0.25
自重(kg)	0.005

■進給(長距)螺絲
B87-1

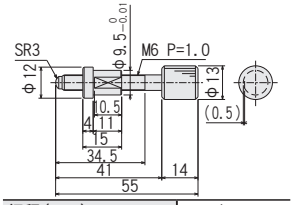

行程(mm)	±6.5
螺絲間距(mm/1旋轉)	1.0
自重(kg)	0.03

■進給(長距)螺絲
B87-3

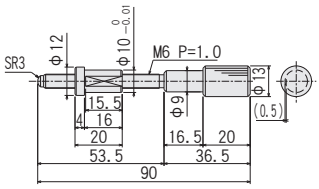

行程(mm)	±12.5
螺絲間距(mm/1旋轉)	1.0
自重(kg)	0.05

■進給螺絲(六角扳手操作式)
B88-1

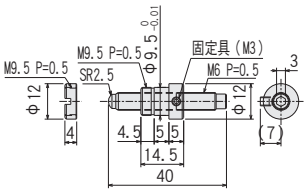

行程(mm)	±6.5
螺絲間距(mm/1旋轉)	0.5
自重(kg)	0.015

■進給螺絲
(六角扳手操作式)
B88-2

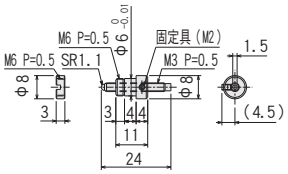

行程(mm)	±3.2
螺絲間距(mm/1旋轉)	0.5
自重(kg)	0.005

■進給螺絲
(微距:六角扳手操作式)
B89-1

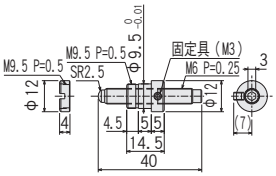

行程(mm)	±6.5
螺絲間距(mm/1旋轉)	0.25
自重(kg)	0.015

■進給螺絲
(微距:六角扳手操作式)
B89-2

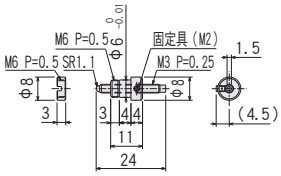

行程(mm)	±3.2
螺絲間距(mm/1旋轉)	0.25
自重(kg)	0.005

Z軸支架

CAD RoHS

■Z軸支架
A47-1N



□25mm滑台(N型＝安裝20mm間距)的Z軸用支架。

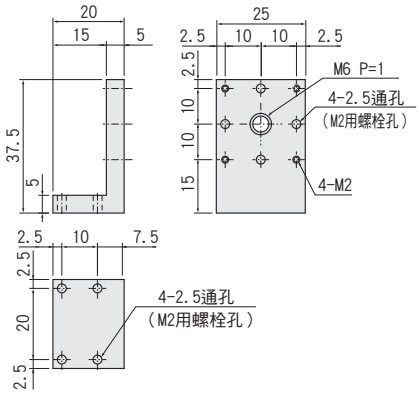

■Z軸支架
A47-2



□40mm直動滑台用Z軸支架。
可安裝在支架各面。

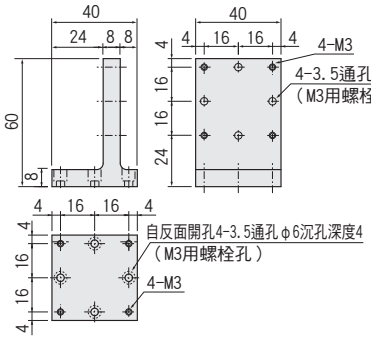

■Z軸支架
A47-4



□40mm直動滑台用Z軸支架。

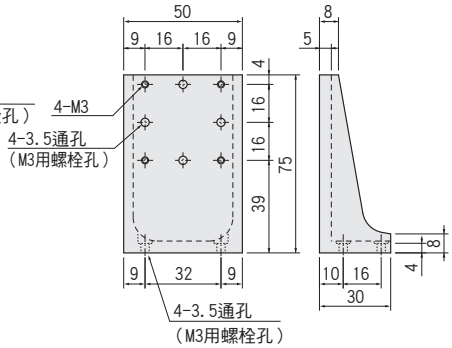

■Z軸支架
A47-106



□40mm滑台用Z軸支架。

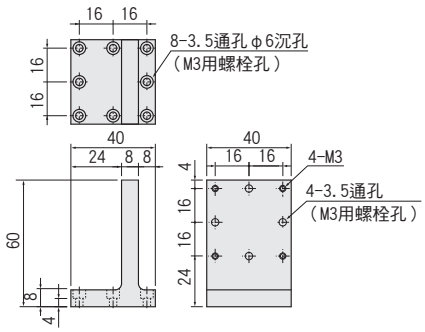

■不鏽鋼Z軸支架
AS47-2

□40mm直動滑台用Z軸支架。
支架各面都可進行安裝。

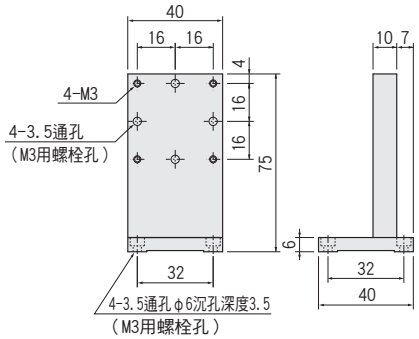

■Z軸支架
A47-3



□60mm直動滑台用Z軸支架。
支架各面都可進行安裝。

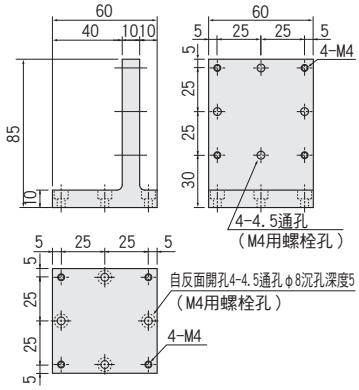

配置						
款型	A47-1N	A47-2	A47-4	A47-106	AS47-2	A47-3
主材質－表面處理	鋁－黑耐酸鋁處理	鋁－黑耐酸鋁處理	鋁－黑耐酸鋁處理	鋁－黑耐酸鋁處理	不鏽鋼	鋁－黑耐酸鋁處理
自重	0.02kg	0.07kg	0.08kg	0.07kg	0.3kg	0.2kg
附屬螺絲(六角帶孔螺釘)	M2-8　4個	M3-8　4個	M3-8　4個	M3-8　4個	M3-6　4個	M4-10　4個

■Z軸支架 A47-5



□60mm直動滑台用Z軸支架。

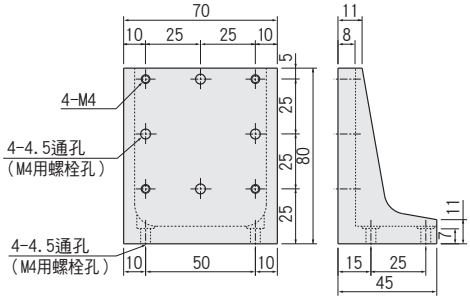

■Z軸支架 A47-6/ASS80Z-1



□80mm滑台用。
A47-6：BSB16/B11-80用
ASS80Z-1：BSS16-80用

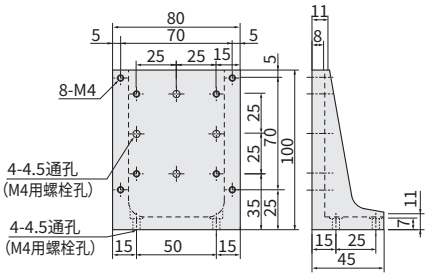

■Z軸支架 A47-7



安裝在□80mm的側面進給與粗微調分厘卡測頭、長行程(B12-60A、B)滑台等，作為Z軸使用。

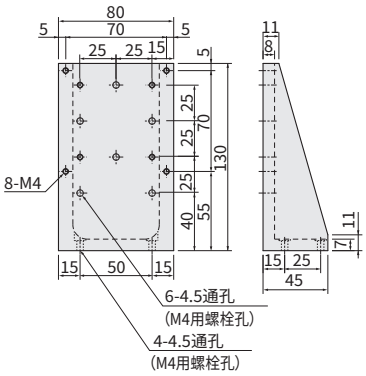

■不鏽鋼Z軸支架 AS47-3



□60mm直動滑台用Z軸支架。
可安裝在在支架各面。

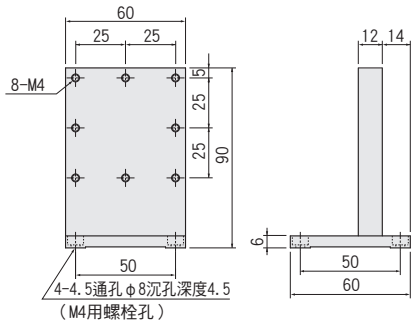

■Z軸支架 ASS25Z-1/ASB25Z-1



SS滑台□25mm用。
ASS25Z-1：BSS16-25用
ASB25Z-1：BSB16-25用

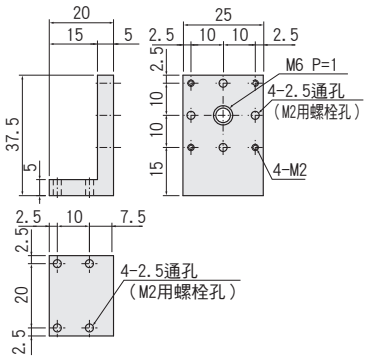

■Z軸支架 ASS40Z-1/ASB40Z-1



□40mm直動滑台用。
ASS40Z-1：BSS16-40用
PG413系列用
ASB40Z-1：BSB16-40用

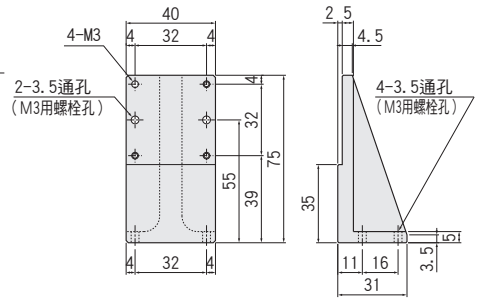

配置									
款型	A47-5	A47-6	ASS80Z-1	A47-7	AS47-3	ASS25Z-1	ASB25Z-1	ASS40Z-1	ASB40Z-1
主材質－表面處理	鋁－黑耐酸鋁處理	鋁－黑耐酸鋁處理	鋁－白耐酸鋁處理	鋁－黑耐酸鋁處理	不鏽鋼	鋁－白耐酸鋁處理	鋁－黑耐酸鋁處理	鋁－白耐酸鋁處理	鋁－黑耐酸鋁處理
自重	0.19kg	0.29kg	0.29kg	0.41kg	0.5kg	0.02kg	0.02kg	0.1kg	0.1kg
附屬螺絲(六角帶孔螺釘)	M4-12 4個	M4-12 4個	M4-12 4個	M4-12 4個	M4-6 4個	M2-8 4個	M2-8 4個	M3-10 4個	M3-10 4個

Z軸支架

CAD RoHS

■Z軸支架
ASS50Z-1



□50mm直動滑台用。
ASS50Z-1：BSS16-50用
PG513系列用

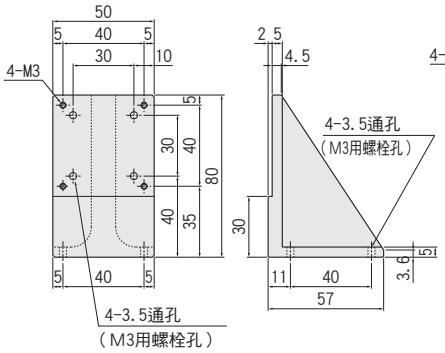

■Z軸支架
ASS60Z-1/ASB60Z-1



□60mm直動滑台用。
ASS60Z-1：BSS16-60用
PG615系列用
ASB60Z-1：BSB16-60用

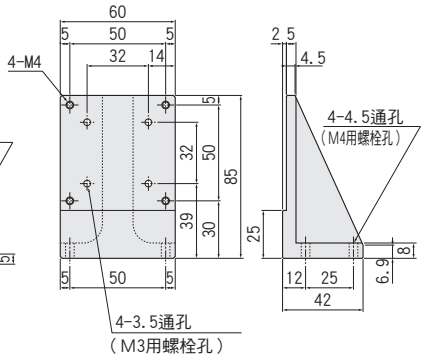

■Z軸支架
ASS70Z-1

□70mm直動滑台用。
ASS70Z-1：BSS16-70用
PG715系列用

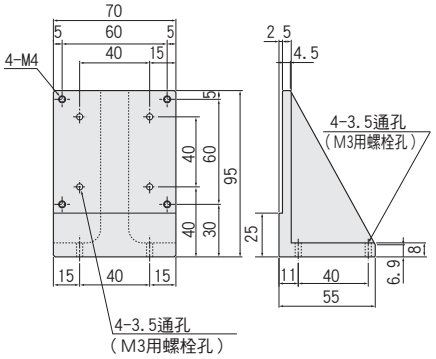

■Z軸支架
A47-101



自動滑台用Z軸支架。
適用滑台為KS102-30、KS102-70。

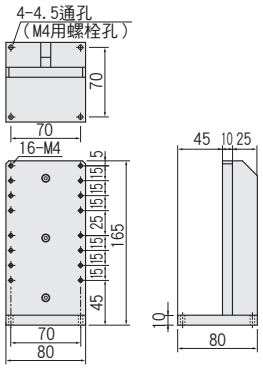

■Z軸支架
A47-112



自動滑台KXC06020/KS101-30系列用
Z軸支架。

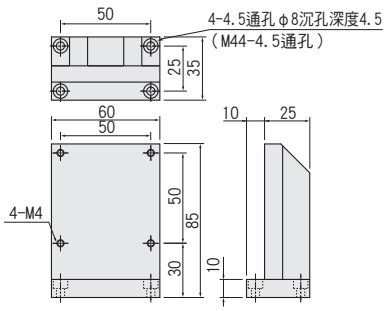

■Z軸支架
A47-105

自動滑台用Z軸支架。
適用滑台為KS102-100。

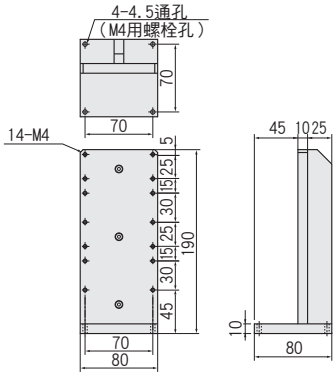

配置							
款型	ASS50Z-1	ASS60Z-1	ASB60Z-1	ASS70Z-1	A47-101	A47-112	A47-105
材質－表面處理	鋁－白耐酸鋁處理	鋁－白耐酸鋁處理	鋁－黑耐酸鋁處理	鋁－白耐酸鋁處理	鋁－黑耐酸鋁處理	鋁－黑耐酸鋁處理	鋁－黑耐酸鋁處理
自重	0.2kg	0.2kg	0.2kg	0.3kg	0.6kg	0.22kg	0.67kg
附屬螺絲(六角帶孔螺釘)	M3-10　4個	M4-12　4個	M4-12　4個	M3-12　4個	M4-16　4個	M4-12　4個	M4-16　4個

■Z軸支架
AZTB180A-390



自動滑台用Z軸支架。
適用滑台為KXS18100、
KXS18200、KXS18300。

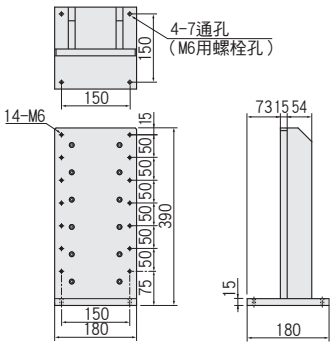

■Z軸支架
A47-1040

自動滑台用Z軸支架。
適用滑台為KX1040用。

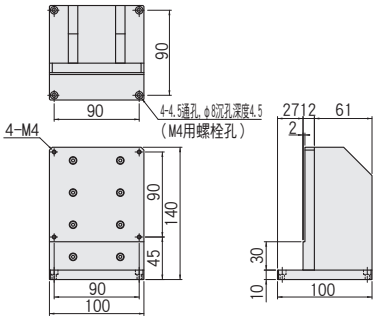

■Z軸支架
A47-1250

自動滑台用Z軸支架。
適用滑台為KX1250用。

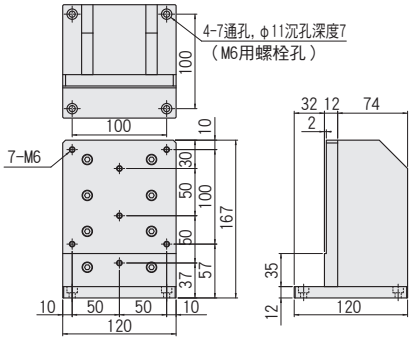

■Z軸支架
AZTW60A-95

自動滑台用Z軸支架。
適用滑台為KXG06020、KXG06030。

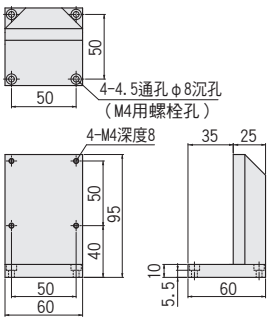

■Z軸支架
AZTB60A-95



自動滑台用Z軸支架。
適用滑台為KXC06020。

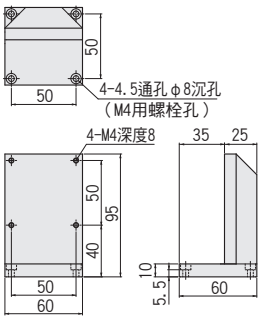

■Z軸支架
AZTW60A-140

自動滑台用Z軸支架。
適用滑台為KXL06030、
KXL06050、KXL06075。

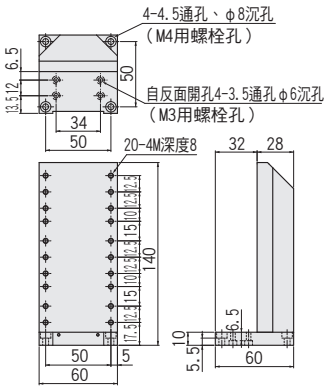

配置						
款型	AZTB180A-390	A47-1040	A47-1250	AZTW60A-95	AZTB60A-95	AZTW60A-140
材質－表面處理	鋁－黑耐酸鋁處理	鋁－黑耐酸鋁處理	鋁－黑耐酸鋁處理	鋁－白耐酸鋁處理	鋁－黑耐酸鋁處理	鋁－白耐酸鋁處理
自重	5.58kg	1.04kg	1.80kg	0.36kg	0.36kg	0.72kg
附屬螺絲(六角帶孔螺釘)	M6-25　4個	M4-10　4個	M6-12　4個	M4-10　4個	M4-10　4個	M4-10　4個

轉換板

CAD RoHS

■轉換板
A49-50B-1/A49-50



用於在50×50mm滑台上安裝40×40mm滑台的轉換板。
※A49-50為同形狀白耐酸鋁處理型。

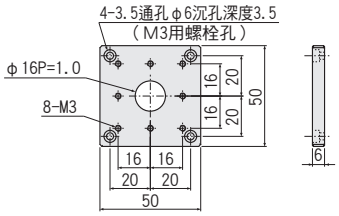

■轉換板
A49-50B-2



用於在40×40·60×60·φ60·φ75mm滑台上安裝50×50mm的黑色轉換板。

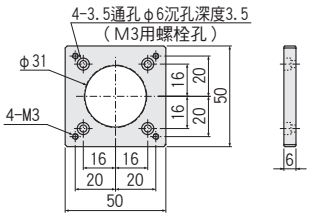

■轉換板
A49-70

用於在70×70mm滑台上安裝60×60mm滑台的白色轉換板。

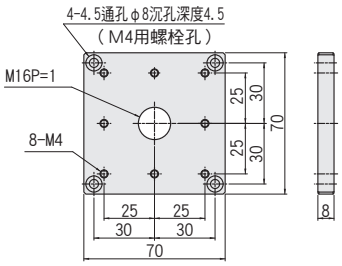

■轉換板
A49-70B-1



用於在60×60·80×80·100×100mm·φ75·φ100mm滑台上安裝70×70mm的黑色轉換板。

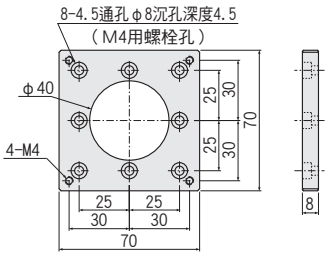

■轉換板
A49-80



用於在70×70mm滑台上安裝80×80mm滑台的黑色轉換板。

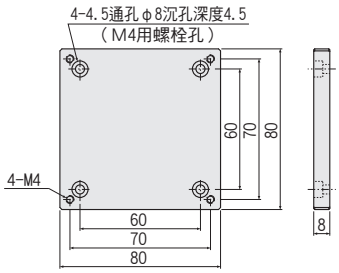

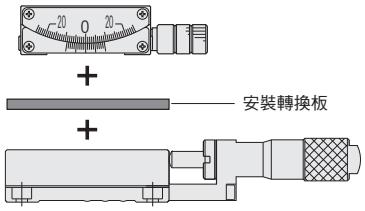

配置						
款型	A49-50B-1	A49-50B-2	A49-50	A49-70	A49-70B-1	A49-80
主材質－表面處理	鋁－黑耐酸鋁處理	鋁－黑耐酸鋁處理	鋁－白耐酸鋁處理	鋁－白耐酸鋁處理	鋁－黑耐酸鋁處理	鋁－黑耐酸鋁處理
自重	0.05kg	0.05kg	0.05kg	0.11kg	0.11kg	0.13kg
附屬螺絲(六角帶孔螺釘)	M3-8　4個	M3-8　4個	M3-8　4個	M4-8　4個	M4-8　4個	M4-8　4個

■轉換板
B05-A



鳩尾槽式滑台B05-11NHM、B06-11M、B05-41NM、B05-21KM用底板。

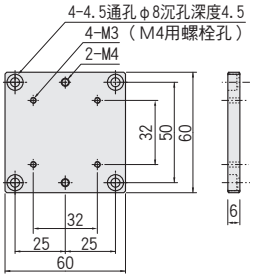

■轉換板
B06-03A



鳩尾槽式滑台B06-11BM用底板。

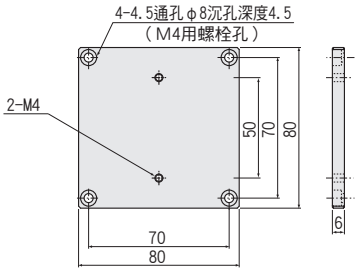

■光軸高度調整用墊塊□60
A49-A



鳩尾槽式滑台B05-11BM用底板。

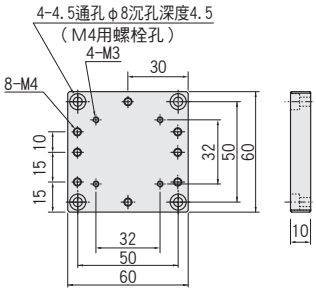

配置			
款型	B05-A	B06-03A	A49-A
主材質－表面處理	鋁－黑耐酸鋁處理	鋁－黑耐酸鋁處理	鋁－黑耐酸鋁處理
自重	0.05kg	0.10kg	0.09kg
附屬螺絲(六角帶孔螺釘)	M4-6　4個	M4-6　4個	M4-10　4個